

# Stonewall FOREVER

## A Living Monument to 50 Years of Pride

**Stonewall Forever was created through a partnership between New York City's LGBT Community Center and the National Park Service, with the support of Google to expand access to LGBTQ history in commemoration of the 50th anniversary of the Stonewall Riots.**

[Stonewall Forever](#)





# Take **PRIDE** In Your Health

**Trillium Health Summit**



# Disclaimer

**This presentation is for educational and informational purposes only and may not be construed as medical advice. The information is not intended to replace medical advice offered by your provider.**



# **Kody Kinsley**


Secretary of the North Carolina Department  
of Health and Human Services



# Disclaimer

**This presentation is for educational and informational purposes only and may not be construed as medical advice. The information is not intended to replace medical advice offered by your provider.**





**988**

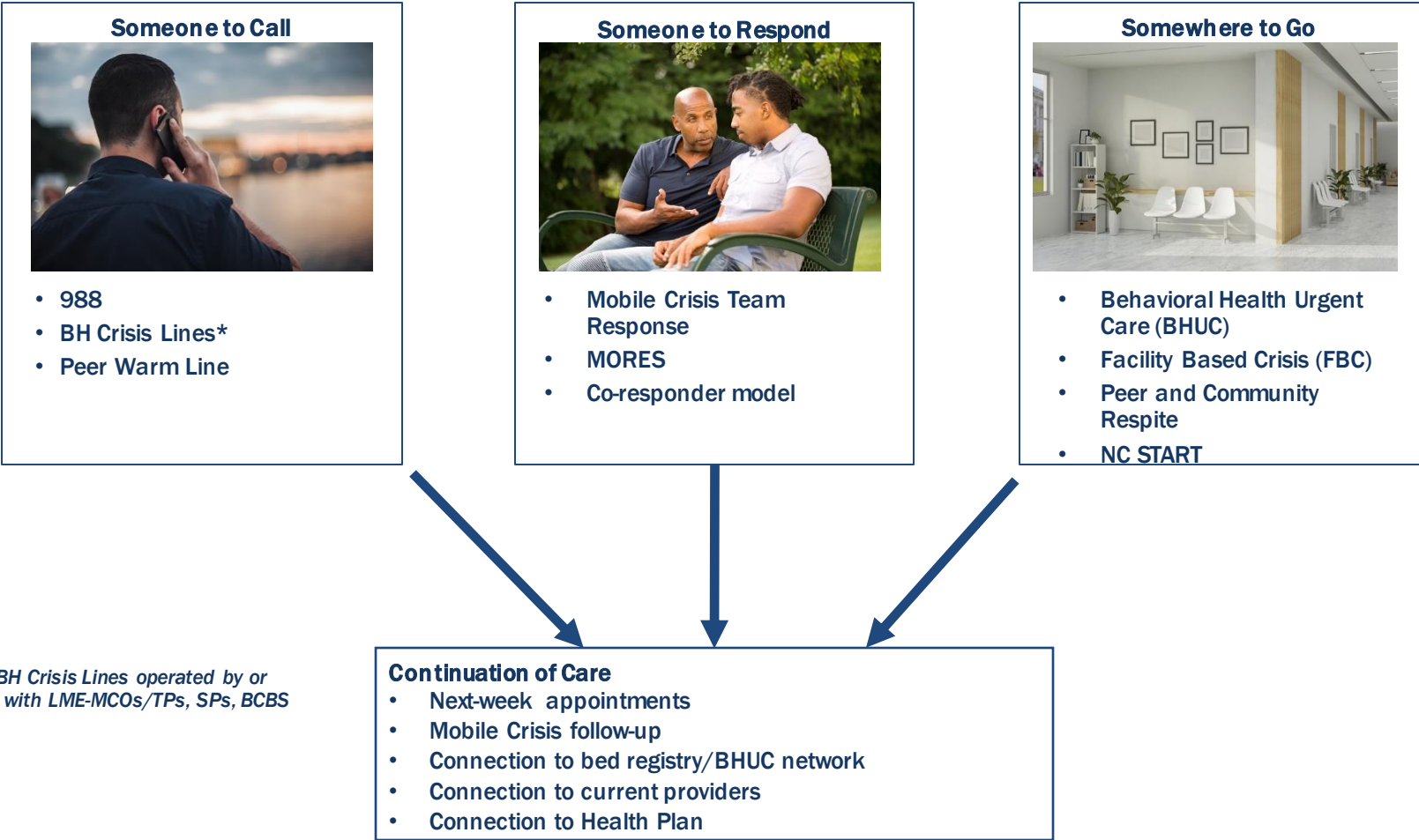
# **North Carolina Suicide Prevention**

**June 2024**

**Lisa DeCiantis MA, LCMHC  
Crisis Team Lead**

**N.C. Department of Health and Human Services**  
Division of Mental Health, Developmental Disabilities  
and Substance Use Services

# Crisis Continuum



*\*Includes BH Crisis Lines operated by or contracted with LME-MCOs/TPs, SPs, BCBS*

## 988: Suicide and Crisis Lifeline

- National 9-8-8 Suicide and Crisis Lifeline was launched on July 16, 2022
- 24-hour access to trained crisis counselors
- Reached through
  - 988 or 1-800-273-TALK (8255) - call/text
  - Text *Ayuda* to 988
  - 988lifeline.org or 988lineadevida.org/– chat
- Calls routed to call center based on caller’s area code
  - Intro message comes on with prompts
    - Press “2” Spanish (average 174 per month)
    - Press “1” Veterans line (average 1,933)
    - Press “3” LGBTQ+ (ages 13 – 24) (average 423 since July 2023)
  - Video phone caller directly routed to American Sign Language call center
- Assessment will determine the need for further intervention (Mobile Crisis, Law Enforcement, Warm Hand-off to LMEs, Referral to community)

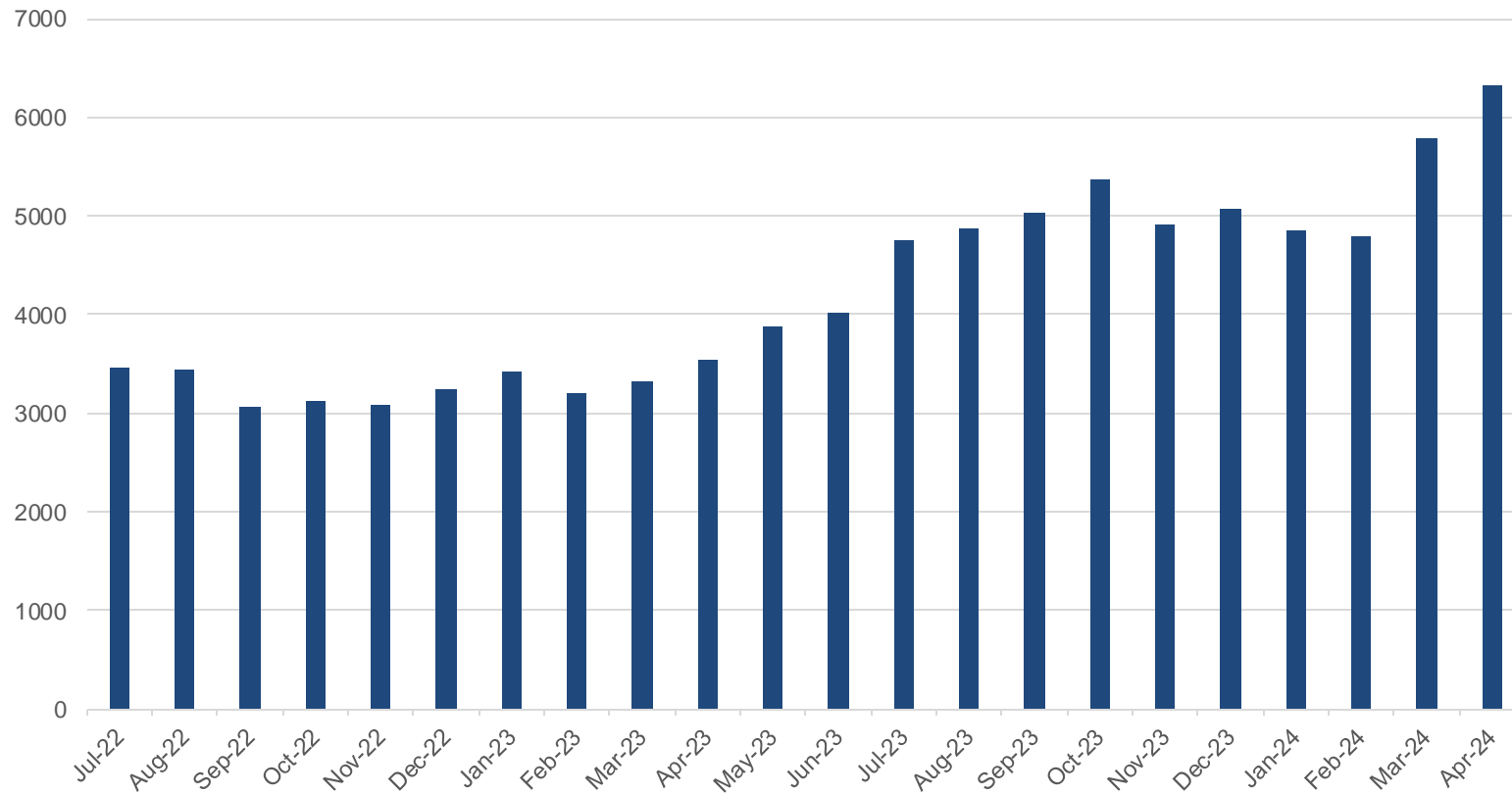




## 988: Facts & Figures

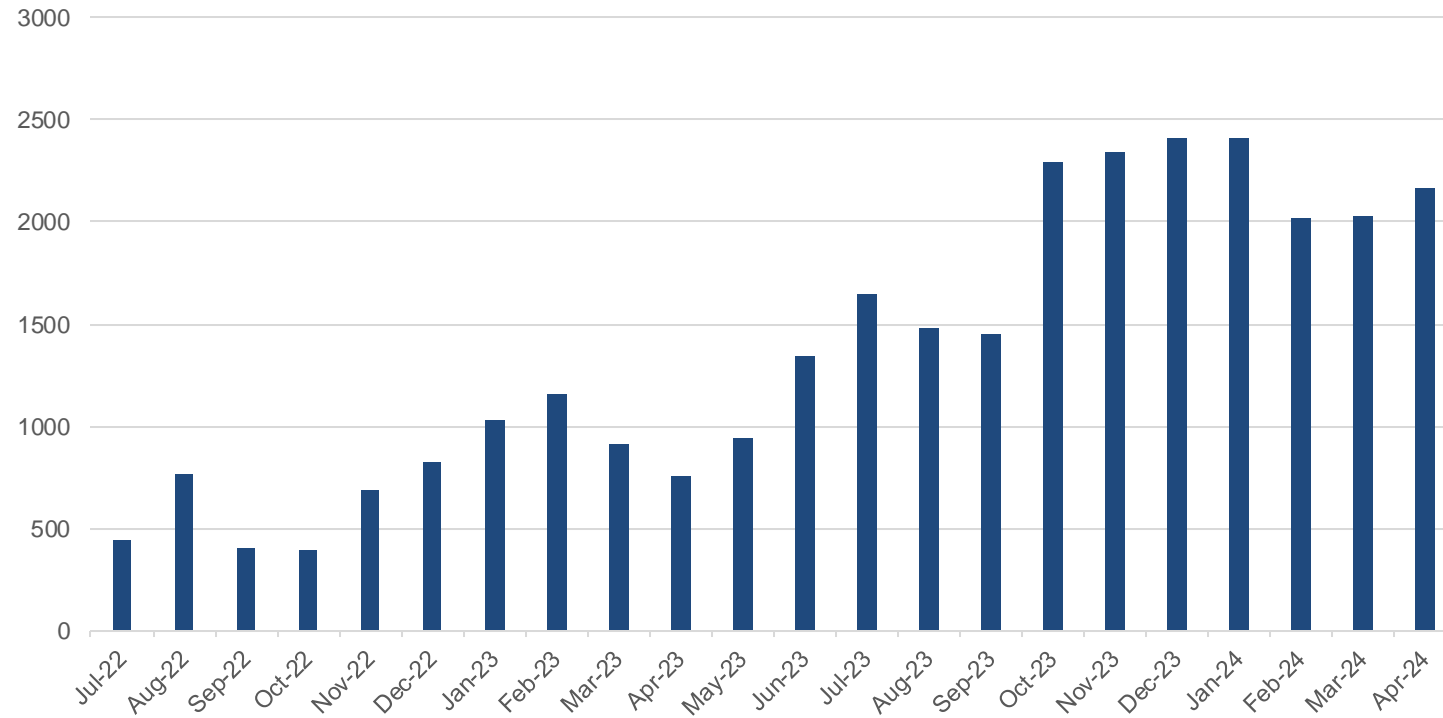
- **Every** person who connects with 988 is offered support
- Currently, about 8,000 people reach out 988 each month in North Carolina
- 60% of individuals are reaching out for the first time
- 40% are repeat callers looking for additional support
- 75% of individuals with thoughts of suicide reported improvement in how they were feeling by the end of their call
- North Carolina's average speed to answer is 14 seconds, while the national average is 39 seconds

# 988 Call Volume



- 79% increase in people calling since April 2023

# 988 Chat/Text Volume



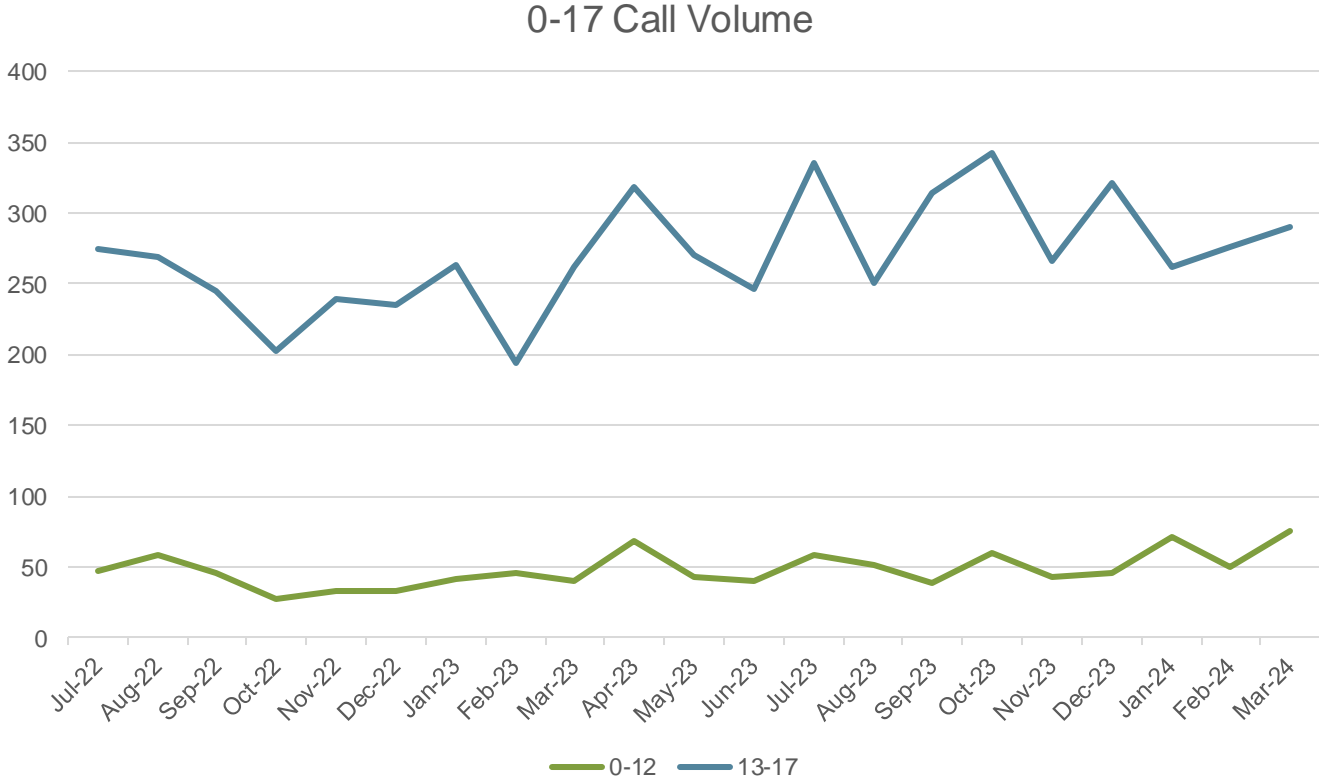
185% increase in chat/text volume since April 2023

# Trevor Project

Recent data from the [Trevor Project's 2024 U.S. National Survey on the Mental Health of LGBTQ+ Young People](#) highlights a stark reality: LGBTQIA+ youth continue to face significantly higher rates of mental health challenges and suicide compared to their non-LGBTQIA+ peers.

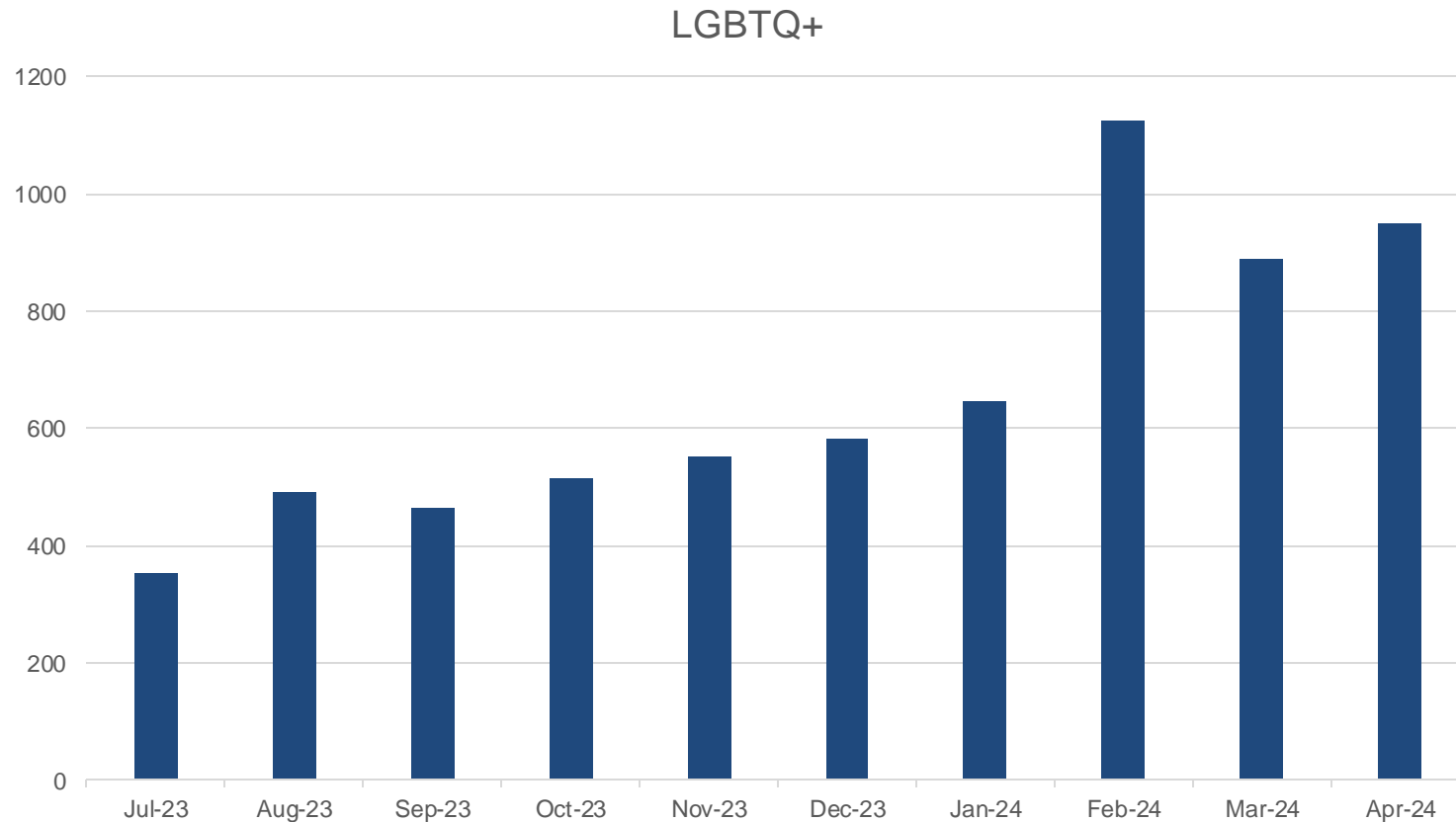
- 39% of LGBTQ+ young people seriously considered attempting suicide in the past year — including 46% of transgender and nonbinary young people. LGBTQ+ youth of color reported higher rates than White peers.
- More than 1 in 10 (12%) LGBTQ+ young people attempted suicide in the past year.
- 50% of LGBTQ+ young people who wanted mental health care in the past year were not able to get it.
- Nearly half (49%) of LGBTQ+ young people ages 13-17 experienced bullying in the past year, and those who did reported significantly higher rates attempting suicide in the past year than those who did not experience bullying.
- 45% of transgender and nonbinary young people reported that they or their family have considered moving to a different state because of LGBTQ+-related politics and laws.

# 988 Youth & Adolescents



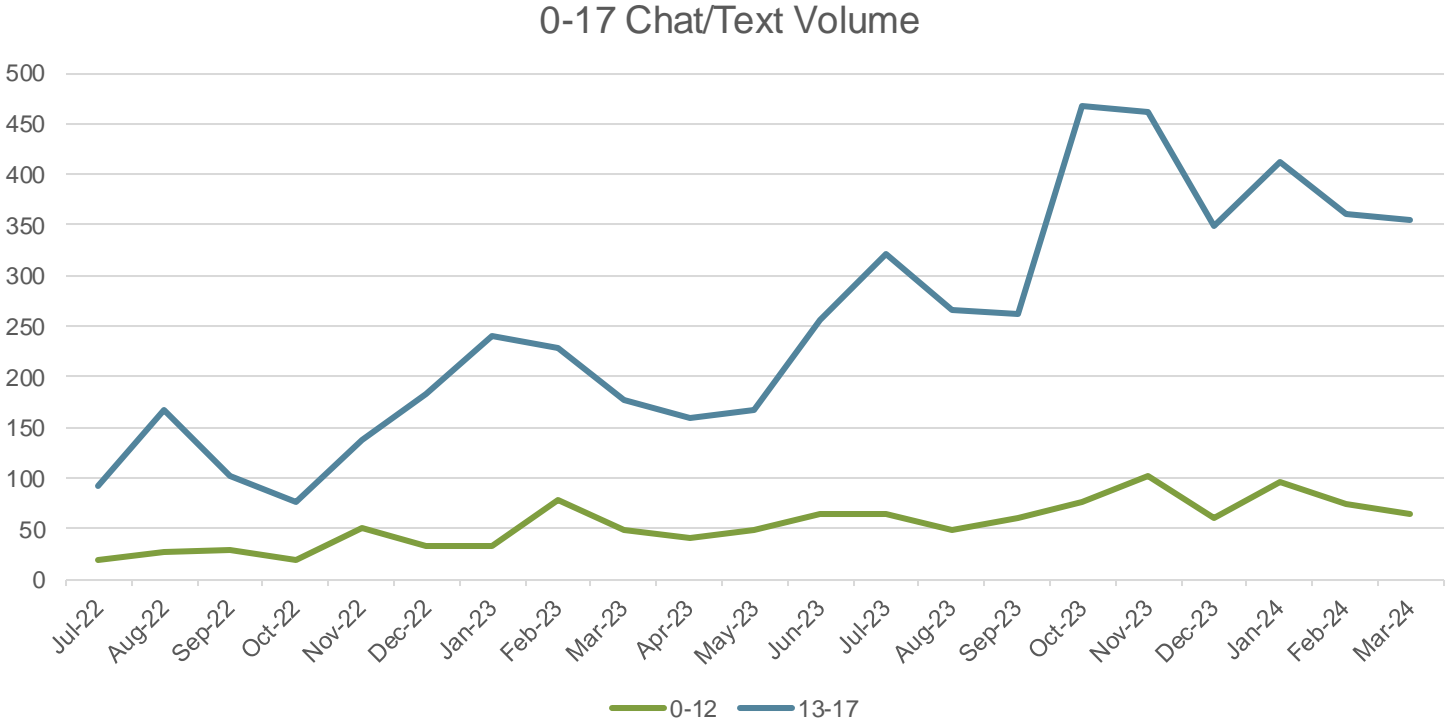
- March 2023 – March 2024
  - 0-12 years 76% increase in call volume
  - 13-17 years 11% increase in call volume

## 988 Youth & Adolescents

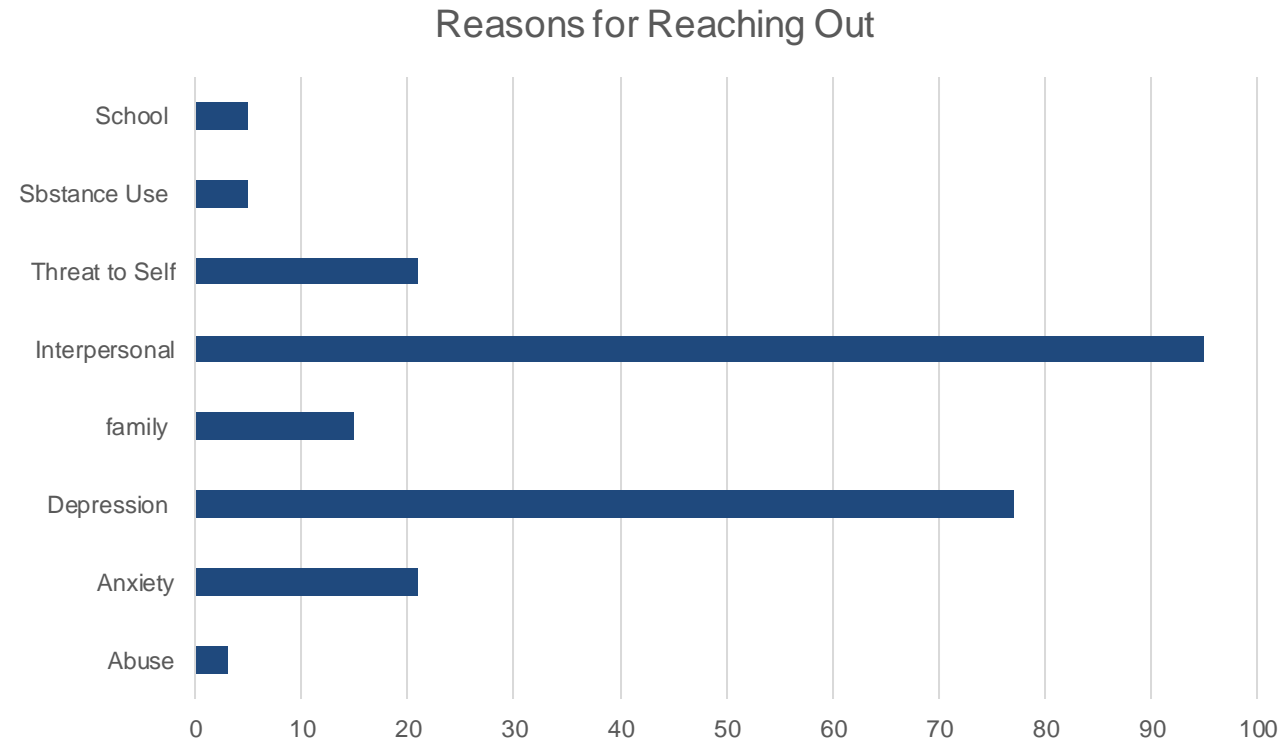


- LGBTQ+ line for youth and young adults went live July 2023
- NC has continued to see an increase in individuals reaching out through text or pressing “3” when they call 988.
- February had the most North Carolinians reaching out with 1,126 connections

# 988 Youth & Adolescents



- March 2023 – March 2024
  - 0-12 years 33% increase in chat/text volume
  - 13-17 years 100% increase in chat/text volume



- Reasons for reaching out match the overall population with the 4 most being:
  - Interpersonal
  - Depression
  - Threat to Self
  - Anxiety





# Peer Warmline

## 1-855-Peers NC

Call someone who understands 24/7



NC DEPARTMENT OF  
**HEALTH AND  
HUMAN SERVICES**

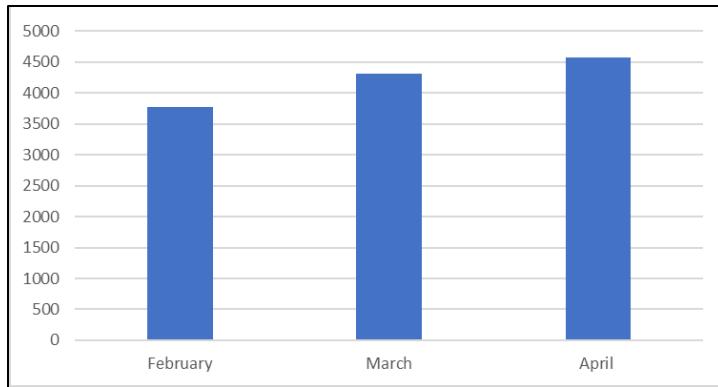


**PRN** Promise  
Resource  
Network

- Launched February 2024
- 24/7 support from people with lived experience

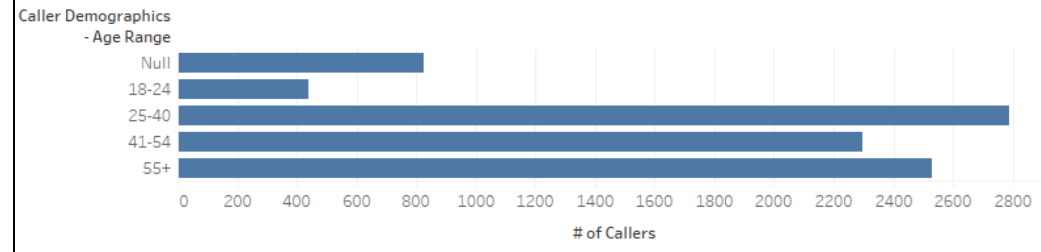
# Peer Warm Line Data

## Peer Warm Line: # of Callers by Month



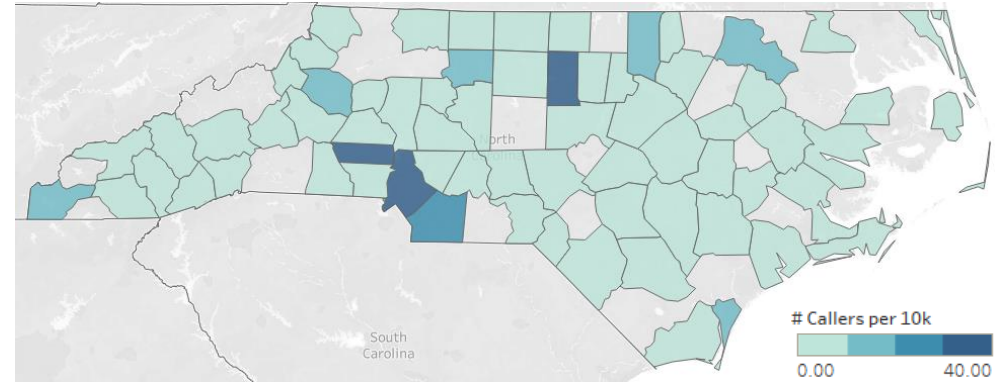
## Peer Warm Line: # Callers by Age Group

3/2024-4/2024



## Peer Warm Line: Callers per 10k

3/2024-4/2024



Thank  
you!


**Lisa DeCiantis, MA, LCMHC**  
**Crisis Services Lead**  
[Lisa.deciantis@dhhs.nc.gov](mailto:Lisa.deciantis@dhhs.nc.gov)

# Disclaimer

**This presentation is for educational and informational purposes only and may not be construed as medical advice. The information is not intended to replace medical advice offered by your provider.**



KRISTEN MORACCO



EVERYTHING  
PINES




PARTNERS

REAL ESTATE

*Thank you*  
to our gracious sponsor

# Presenters



Lauren  
Mathers  
(She/Her)

Devlyn  
McCreight  
(He/Him)

# Who is LGBTQ+?

---

- An estimated 18.34 million adults in the United States (7.1%) self-identity as LGBTQ+, with more than half identifying as bisexual.
- Almost the same percentage of United States youth identify as LGBTQ+.
- Combined, over 14% of the US population identifies as LGBTQ+ and are represented in the following studies and data on the unique challenges facing the queer community, especially our youth.

# What's with all the letters?!

LGBTQIA+ is an acronym that encompasses diverse sexualities and gender identities.



Terms for identities are constantly evolving and expanding

- L** Lesbian
- G** Gay
- B** Bi-sexual
- T** Transgender
- Q** Queer or Questioning
- I** Intersex
- a** Ace (asexual, aromantic)
- +** Includes all sexual and gender identities, such as non-binary, demisexual, and pansexual



# Terms to Know

- **Gender vs. Sex**
- **Binary vs. Spectrum**

**Gender Identity** is your internal experience of your identity. It's not what your body looks like or acts like, it's how you feel and understand yourself (cisgender, transgender, nonbinary, gender fluid)

**Sex Assigned at Birth (AFAB, AMAB)** is the scientific categorization for humans as male, female, or intersex.

**Sexual Orientation** is to whom you are attracted romantically or physically (straight, gay/lesbian, bisexual, pansexual)

**Gender Expression:** is the outward expression of an individual based on their own understanding of their identity (clothing, accessories, hair, make up, etc.)



# Pronouns

## Key take aways

- Do not assume gender
- Accept the individual
- Practice with a friend
- Quickly correct and move on if you make a mistake



SUBJECTIVE	OBJECTIVE	POSSESSIVE	REFLEXIVE
He	Him	His	Himself
She	Her	Hers	Herself
They	Them	Theirs	Themselves
Ze	Zir	Zirs	Zirself
Sie	Hir	Hirs	Hirself

This is not a complete list.

# GENDER-NEUTRAL TERMS TO ADDRESS A GROUP

Y'ALL PEEPS pals EPIC HUMANS Dawgs TEAM  
LOVELIES KIDS Meow-meows Famjam Folx Hey fam  
FOLKS Sunshines KITKATS nibblings  
Peep-a-doodles Kiddos EARTHLINGS  
beautiful Everyone comrades FRIENDS  
people Goblins & Future leaders of the world CHANGE MAKERS  
GUM ghoulies MORNING GLORIES HOMIES  
DROPS Homo sapiens Movers & Shakers SCHOLARS Rad jazz cats  
Party people Snicker-doodles HAPPY PEOPLE THEYDIES & GENTLETHEMS

Inspired by @sara\_levine & @themilajam

@sylviacluckworth

# The Experiences of LGBTQ+ Youth in Our Nation's Schools

## SAFETY

- **81.8%** of LGBTQ+ students in the survey reported **feeling unsafe in school** because of at least one of their actual or **perceived** personal characteristics.
- **68%** of LGBTQ+ students felt unsafe at school because of their sexual orientation, gender identity and/or gender expression (SOGIE).
- **78.8%** of LGBTQ+ students reported avoiding school functions or extracurricular activities because they felt unsafe.
- Nearly a fifth of LGBTQ+ students (16.2%) reported having ever changed schools due to feeling unsafe or uncomfortable at school.

**GLSEN**<sup>®</sup>

## The 2021 National School Climate Survey EXECUTIVE SUMMARY





## HARASSMENT AND ASSAULT AT SCHOOL

*91.8% of LGBTQ+ students reported hearing negative remarks about gender expression.*

*66.7% heard these remarks from teachers or other school staff.*

*58% of students reported hearing homophobic remarks from teachers and/or staff.*

*72% reported hearing negative remarks about gender expression from teachers and/or staff.*

*The vast majority of LGBTQ+ students who attended school in-person at some point during the 2021-2022 academic year (83.1%) experienced in-person harassment or assault based on personal characteristics.*

*53.7% of LGBTQ+ students were sexually harassed (e.g., unwanted touching or sexual remarks) in the past year at school. **One in five (19%) lesbian, gay and bisexual high school-aged students say they have been forced to have sex, compared with 6% of heterosexual students.***

*61.5% of LGBTQ+ students who were harassed or assaulted in school did not report the incident to school staff with **70% of those citing they did not report it because they did not think school staff would do anything about the harassment if they did report it.***

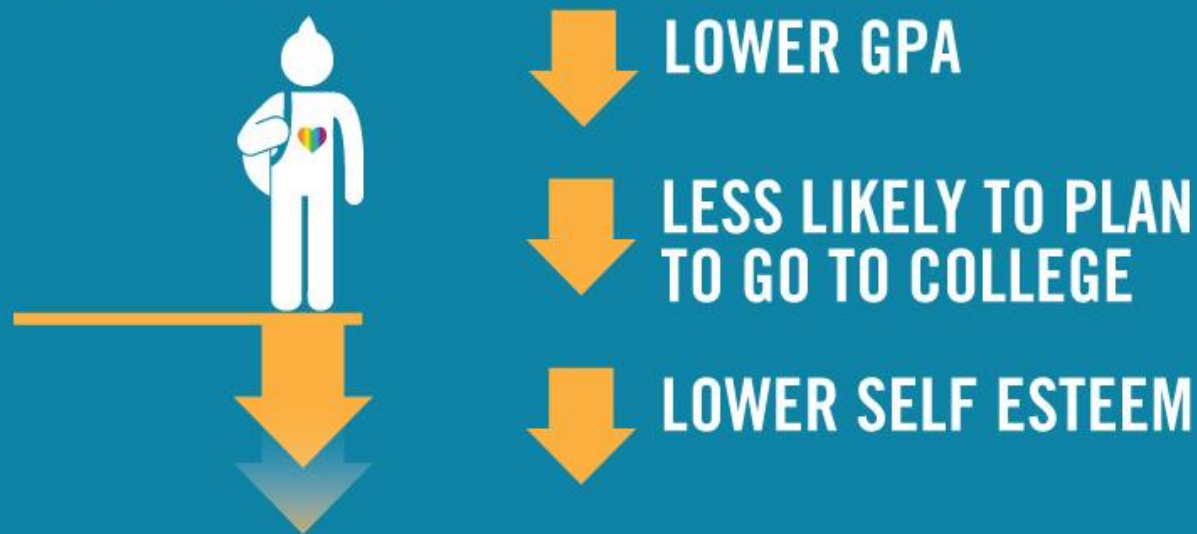
# Effects of a Hostile School Climate 2021

## LGBTQ+ Students experiencing higher levels of victimization:

- Had lower GPAs than non-LGBTQ+ peers
- Were nearly twice as likely to report they did not plan to pursue any post-secondary education
- Were more likely to be disciplined at school
- Had lower self-esteem and higher levels of depression

## **HOSTILE** SCHOOL CLIMATES NEGATIVELY AFFECT LGBT STUDENTS' EDUCATIONAL SUCCESS AND WELL-BEING

Experiencing higher levels of victimization and discrimination leads to **worse outcomes** for LGBT students:



LEARN MORE IN GLSEN'S LATEST

NATIONAL SCHOOL CLIMATE SURVEY AT [GLSEN.ORG/NSCS](https://www.glsen.org/nscs)

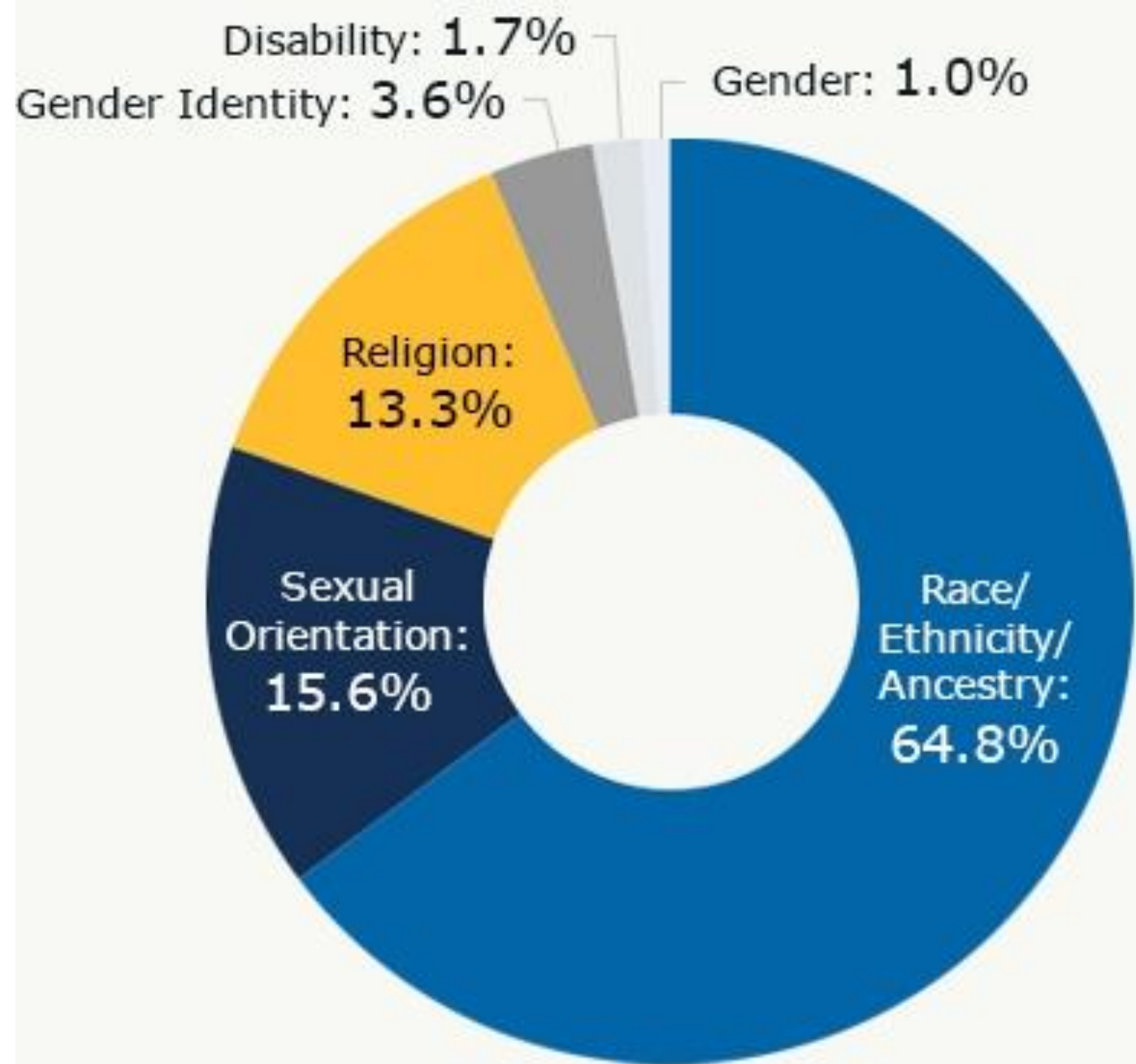
**GLSEN**<sup>®</sup>

# LGBTQ+ Realities: Physical Violence

In 2022, SOGIE was 2<sup>nd</sup> highest motivator of reported hate crimes at a combined total of 20.2%

## Compared to non-LGBTQ+

- LGBTQ+ individuals 16 years+ are 4 times more likely to experience violent victimization.
- LGBTQ+ individuals are 6 times more likely to experience violence by someone who is well known to them.



# LGBTQ+ Realities: Minority Stress and Mental Health

- LGBTQ+ individuals are almost 3 times more likely than others to experience a mental health condition such as major depression or generalized anxiety disorder.
- Trans individuals are 4 times more likely than cisgender individuals to experience a mental health condition.



LGBTQ individuals are almost 3 times more likely than others to experience a mental health condition such as major depression or generalized anxiety disorder.



## STIGMA AND PREJUDICE

LGBTQ people must confront prejudice based on their sexual orientation or gender identity while also dealing with stigma against mental health conditions.

An estimated **20-30%** of LGBTQ people abuse substances, compared to about **9%** of the general population.

20-30%



Major factors that contribute to substance use by LGBTQ people include prejudice, discrimination, lack of cultural competency in the health care system and lack of peer support.

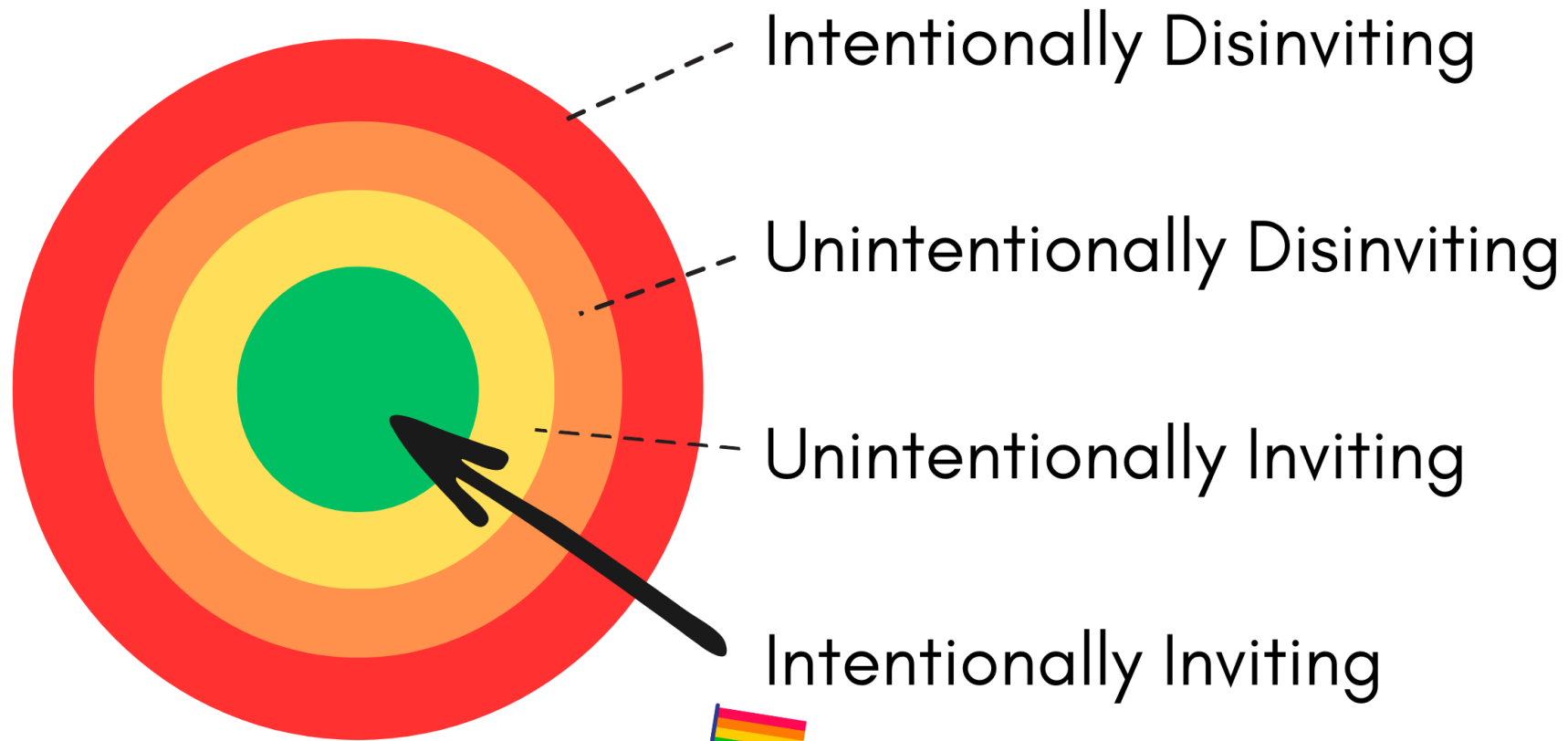
**4x**

LGBTQ youth are 4 times more likely and questioning youth are 3 times more likely to attempt suicide.



A large, stylized heart shape is centered on the page. The heart is filled with the colors of the rainbow: red at the top, followed by orange, yellow, green, blue, and purple at the bottom. The heart is set against a background of horizontal stripes in the same rainbow colors. The text "How Do We Change These Outcomes?" is written in a bold, black, sans-serif font across the white stripe that runs through the center of the heart.

How Do We Change These Outcomes?



# Creating a Climate of Acceptance and Inclusion

## Allyship

- **Do Not Assume – Don't judge a book by its cover**
  - Do not assume gender or sexuality by outward expression
  - Use chosen/preferred names/pronouns for LGBTQ+ individuals
  - Humans are NOT born bullies, we learn it. Have conversations with your children, their friends - and yours - about the expectation of nonbullying and kindness towards everyone.
  - Whenever possible, use nongendered language to be inclusive – “Friends”, instead of “Ladies and Gentlemen”.
- **If you see or hear something, say something.** Stop bullying or harassment when you see it, IF it is safe to do so. Not intervening tells the victim they are not worth protecting and the bully it is ok to be abusive to others.

## Resources and Education

- **Learn and Share More!**
  - Seek out reliable, informed sources to expand your knowledge – local LGBTQ+ support organization, Trevor Project, Trans Lifeline, GLSEN, GLAAD.
  - Connect to other parents and allies for support and information – many LGBTQ+ groups have support and discussion groups for youth and parents - or create one!

# Creating a Climate of Acceptance and Inclusion

## Review Company/School/Organizational Documents and Policies

- **Intentionality matters – Small changes can have a big impact.**
  - Review anti-bullying policies to ensure they name groups more frequently targeted for harassment (actual or perceived gender identity, gender expression, sexual orientation, race, etc.).
  - Update forms to include options outside gender binary and offer spaces to share gender and pronouns.
  - If not already in place, establish written policies that support staff/educators in creating welcoming and inclusive environments.
  - Create a “We Believe” statement of inclusion and display/share prominently.
  - Include pronouns in email signature and other correspondence.

# Remember...

- A climate of acceptance is key to ensuring everyone feels safe, welcome, and loved.
- We are preparing our youth for the future. An important role of education is to increase understanding and connections in a diverse and everchanging world.
- We are talking about individuals and families of all kinds.
- We are talking about respect that is first built on acknowledgement.
- Communication is essential for building trust.
- Kindness **always** counts.



# Thank You!



[www.sandhillspide.org](http://www.sandhillspide.org)

# Disclaimer

**This presentation is for educational and informational purposes only and may not be construed as medical advice. The information is not intended to replace medical advice offered by your provider.**



Transforming Lives.  
Building Community Well-Being.



# HIV and AIDS Awareness LGBTQ+ and Intersectional Communities

Let's Stop HIV Together  
[latinoaids.org](http://latinoaids.org); [hispanicfederation.org](http://hispanicfederation.org)



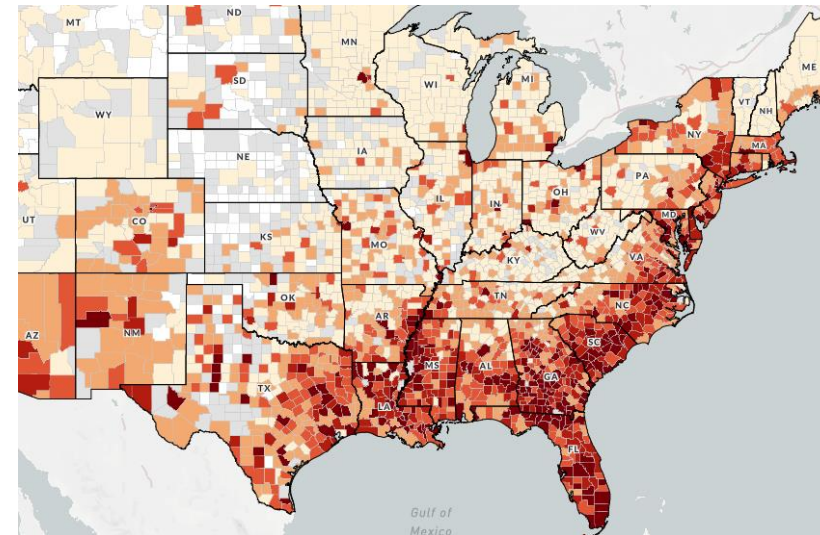


# Introduction-Lets Stop HIV Together

- 🌱 HIV - the forgotten epidemic
- 🌱 LGBTQ+ people and Intersectionality
- 🌱 Common preventative measures
- 🌱 Impacts on marginalized communities
- 🌱 Role of cultural components in prevention

# HIV and AIDS - The forgotten epidemic.

- 🌱 Since 1981 85+ million people worldwide contracted HIV
- 🌱 About 40 million people have died from HIV, AIDS, or related complications
- 🌱 In 2022, about 39 million people are living with HIV<sup>1</sup>



# The HIV Epidemic and Intersectionality

## Intersectionality

- People with ID/D
- People who are LatinX or BIPOC
- ACE Scores and Foster Youth
- People with justice experience
- Truck drivers and sex workers

# The HIV Epidemic and Latinx Communities



## Social Determinants of Health

- Economic stability
- Healthcare access and interpreter services
- Neighborhood and environment
- Social and community

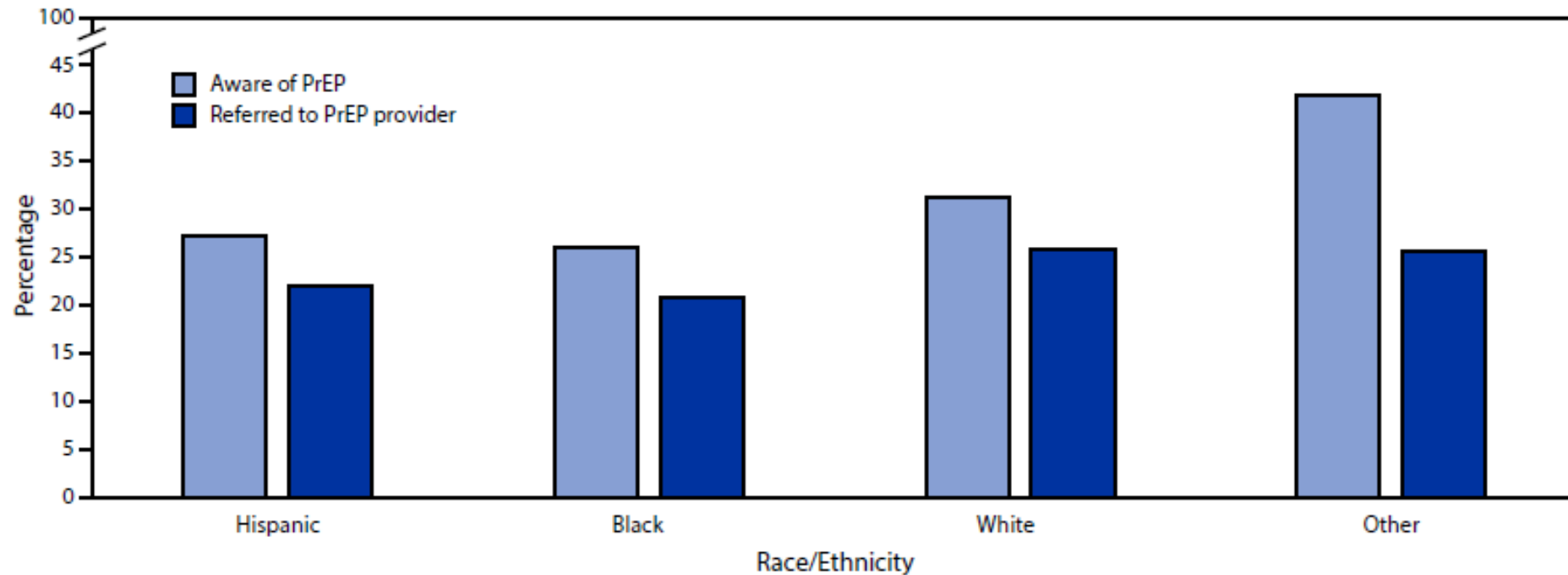
# HIV Prevention

- 🌱 Abstinence
- 🌱 Avoid sharing needles
- 🌱 Use condoms during sex
- 🌱 Knowing HIV status (testing)
- 🌱 Treatment: Undetectable = un-transmissible

# HIV Prevention

- 🌱 PrEP (Pre-exposure prophylaxis)
- 🌱 PEP (Post-exposure prophylaxis)<sup>5</sup>

FIGURE. Preexposure prophylaxis awareness and referral to preexposure prophylaxis providers, by race and ethnicity\* — United States, 2019<sup>†,5</sup>



# LGBTQ+ Community




## Barriers

- Hostility
- Bias and biased language
- Access to accurate information
- Access to community based organization



## Interventions

- Best practice language, safe places, visual cues, honest conversations
- Information availability
- Community based organizations that provide testing and counseling



## Barriers

- Navigating romantic relationships
- Risks of abuse and assault
- Access to sexual education<sup>8</sup>

## Interventions

- Supported living that integrates sexual education and prevention in whole person care
- Engaging Peer Support Specialists
- Talking candidly about romantic relationships and HIV prevention
- Encourage empowerment through prevention, testing, treatment



# The HIV Epidemic and Latinx Communities

- 🌱 Latinx and Hispanic people 16% of the US population
- 🌱 19% of people living with HIV
- 🌱 21% of new HIV infections
- 🌱 Rate of new infections is 2<sup>nd</sup> highest of any ethnic group, 3x higher than that of Whites<sup>2</sup>

# The Latinx Communities

- 🌱 Latinx people living with HIV increased 8% from 2008-2010, faster than other racial/ethnic groups<sup>3</sup>
- 🌱 New HIV infections, about half are among adolescents and young adults (13-34)<sup>2</sup>
- 🌱 New HIV infections, 68% among men who have sex with men<sup>2</sup>

- 🌱 **Family context and differential acculturation**
  - Respeto—the cultural value for maintaining respectful hierarchical relationships
  - Competing values among family, media, and social influences
  - Negative implications for communication across generations
  
- 🌱 **Intervention**
  - Clarify attitudes towards sex across age differences
  - Encourage parents to discuss social norms—home, school, church—and how they differ
  - Connect prevention with health of self, family, and community<sup>7</sup>

## Barriers

- Black people were 41% of new HIV infections in 2019
- Racism, discrimination, stigma, homophobia
- Low percentage of viral suppression to reach undetectable
- Mistrust in the health care system

## Interventions

- Complete and accurate information
- Engaging with communities, community health workers
- Addressing social barriers, building safe and supportive communities

# Other Intersectional Risks

- ❁ **Adverse Childhood Experience (ACE) Score**
  - Educating on associated risks
- ❁ **Foster Youth ~30% LGBTQ+**
  - Educating youth, facilities, and families
  - Encouraging empowerment
- ❁ **People with justice experience**
  - Continuity of care
  - Rapid linkage to care on release
- ❁ **Marginalized professions**
  - Take advantage of each interaction

# Conclusion

- 🌱 Let's stop HIV together
- 🌱 HIV - the forgotten epidemic
- 🌱 Communities disproportionately affected by HIV
- 🌱 HIV prevention, testing, and treatment
  - Complete and accurate information
  - Eliminate stigma and bias
  - Empower communities

# References

1. 2023. *The Global Health Observatory*. World Health Organization. Accessed July, 2023. <https://www.who.int/data/gho/data/themes/hiv-aids#>.
2. CDC. *HIV Surveillance Supplemental Report*, Vol. 17, No. 4; December 2012. Data are estimates and do not include U.S. dependent areas.
3. CDC. *HIV Surveillance Report*, Vol. 23; February 2013. HIV diagnosis data are estimates from all 50 states, the District of Columbia, and 6 U.S. dependent areas. Rates do not include U.S. dependent areas.
4. The Washington Post/KFF. *2012 Survey of Americans on HIV/AIDS*; July 2012.
5. Rao, S., Mulatu, M. S., Xia, M., Wang, G., Song, W., Essuon, A., ... & German, E. J. (2021). HIV preexposure prophylaxis awareness and referral to providers among Hispanic/Latino persons—United States, 2019. *Morbidity and Mortality Weekly Report*, 70(40), 1395.
6. Villarruel AM, Jemmott JB, Jemmott LS. A Randomized Controlled Trial Testing an HIV Prevention Intervention for Latino Youth. *Arch Pediatr Adolesc Med*. 2006; 160(8):772–777. doi:10.1001/archpedi.160.8.772
7. Celia M. Lescano, PhD and others, Cultural Factors and Family-Based HIV Prevention Intervention for Latino Youth, *Journal of Pediatric Psychology*, Volume 34, Issue 10, November-December 2009, Pages 1041–1052, <https://doi.org/10.1093/jpepsy/jsn146>.
8. Charpentier K, Carter EW. Romantic Relationships and Adults with IDD in Inclusive Supported Living: Considerations, Complexities, and Opportunities. *Sex Disabil*. 2023;41(2):307-334. doi: 10.1007/s11195-023-09775-1. Epub 2023 Feb 14. PMID: 36819486; PMCID: PMC9927053.



# Panel Discussion



# Closing Remarks

